



# XP800 Premium reliability.

THE NEXT GENERATION TIRE, DESIGNED FOR RELIABILITY  
AND A SOLID PERFORMANCE.





# Premium reliability.

The most complex challenge of material handling operations is to reach the highest performance maintaining, at the same time, the cost control. Trelleborg XP800 has been designed to win this challenge, offering the most resilient tire for medium intensity applications. It provides great reliability, achieving effective results in everyday conditions.



**REDUCES  
TOTAL COST OF  
OWNERSHIP**



**ENSURES  
FORKLIFT UPTIME**



**ENHANCES  
TIRE SAFETY**



**REDUCES  
ENVIRONMENTAL  
IMPACT**



Printed on  
recycled paper

# XP800.

## The right intensity

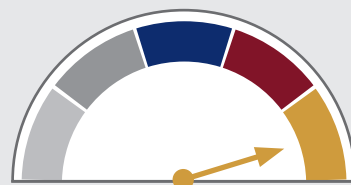
Our mission is to support you in choosing the most suitable tire according to the application intensity.

The XP800 is the perfect choice for **medium intensity applications**, simply identified by the below summary.



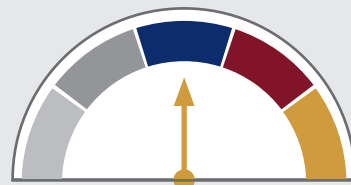
### LOAD CAPACITY

Trelleborg tires are compliant with the load carrying capacity recommended by the main worldwide technical organizations.



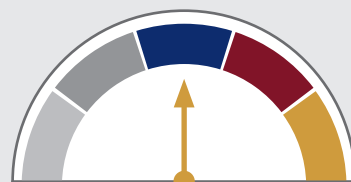
### WORKING TIME

Continuous use of solid tires without stopping can potentially cause a build up of heat and reduce the lifespan of the tire.



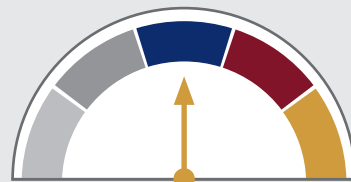
### AVERAGE SPEED

High speed may cause internal stress and deformation leading to uncontrolled temperature which compromises tire performances.



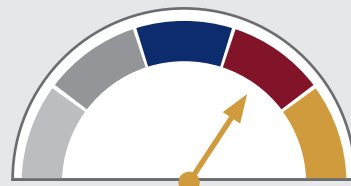
### CYCLE LENGTH

High distances do not allow the tire to dissipate the heat produced during operation. This can create dangerous separation within the tire.



### CORNERING

Repeated vehicle cornering causes excessive torque on the tire increasing the likelihood of deformation.



INTENSITY  
VERY LOW



INTENSITY  
LOW



INTENSITY  
MEDIUM



INTENSITY  
HIGH



INTENSITY  
MAXIMUM



# XP800

## Advanced tread design

The new XP800 has been designed to enhance both indoor and outdoor performance, maximising the vehicles productivity.

- 1 Central wide contact area with “zig-zag” profile to minimize vibrations and enhance handling capability in indoor applications



PATENTED  
PATTERN DESIGN

- 2 Lateral block design with very deep lugs to provide optimum traction in outdoor applications

- 3 Extra deep tread depth to increase longevity and ensure maximum service life

- 4 Extra wide tread width to ensure excellent stability

- 5 Protruding rim protector in order to minimize damage to the wheels



# Available compounds

## MULTI PURPOSE

**Multipurpose:** standard black compound designed to give the best balanced overall performances. It offers very good wear and rolling resistance.



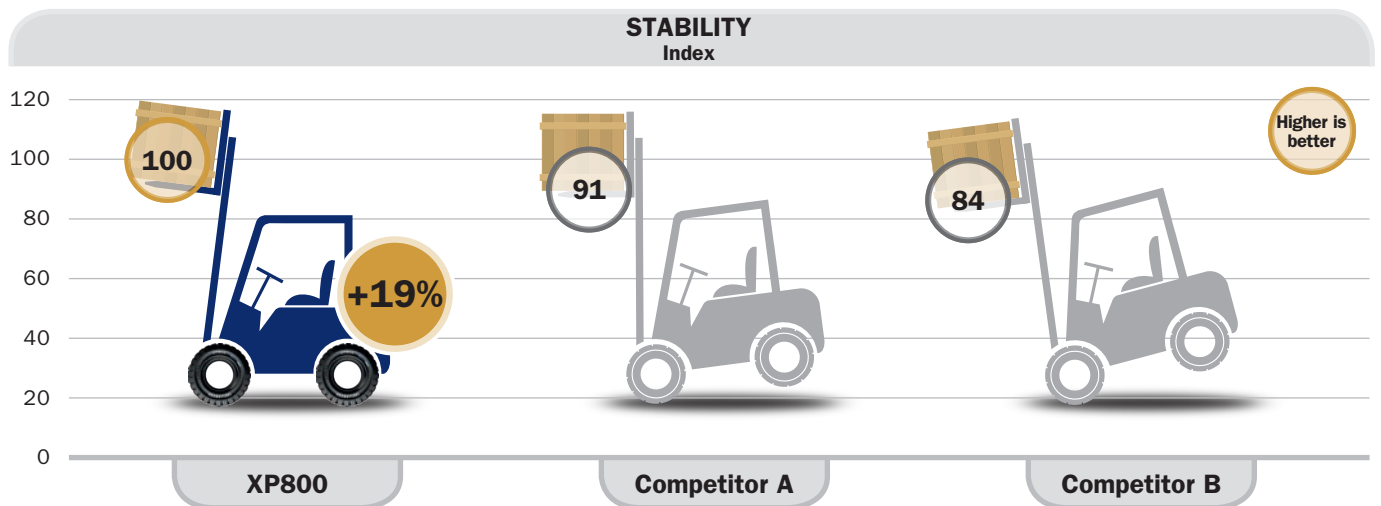
## NON MARKING

**Non marking:** specialized compound designed to keep floors clean from tire marks. Very good wear and rolling resistance. Optimum heat dissipation.



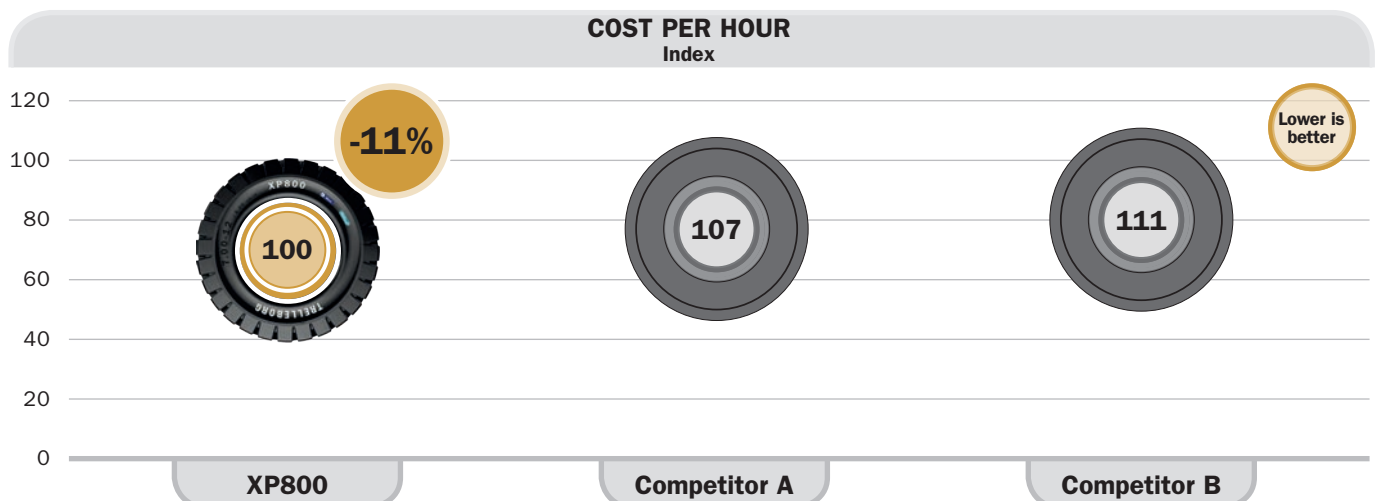
# Outstanding stability

Due to the extra wide tire width, the XP800 offers exceptional stability both during the ride and while handling heavy loads.



# Optimum tire life

The chart shows that XP800 guarantees the best cost of ownership in a medium intensity application scenario, potentially saving up to +11% compared to our competitors.



# XP800

MEDIUM INTENSITY

Size	Alternative size	Rim	Tire type & compound availability		Product dimensions [mm]		Load capacity [kg]		
			● Standard	■ LOC			▼ Both	Other	Counterbalanced lift truck up to 25 Km/h
			Multi Purpose	Non Marking	Overall diameter	Section width	Static	Load wheel	Steering wheel
3.00-4**		2.10-4	●	●	252	83	295	260	195
3.00-4**		2.50C-4	●	●	252	83	295	260	195
4.00-8**		3.00D-8	▼	▼	405	110	1100	950	730
5.00-8		3.00D-8	▼	▼	453	122	1650	1415	1090
15x4 1/2-8	125/75-8	3.00D-8	▼	▼	375	121	1210	1040	800
16x6-8	150/75-8	4.33R-8	▼	▼	413	156	1740	1495	1150
18x7-8	180/70-8	4.33R-8	▼	▼	450	162	2490	2145	1650
140/55-9	15x5.5-9	4.00E-9	▼	▼	375	140	1390	1170	900
6.00-9		4.00E-9	▼	▼	523	148	2190	1885	1450
21x8-9	200/75-9	6.00E-9	▼	▼	518	191	3200	2755	2120
6.50-10		5.00F-10	▼	▼	570	167	2720	2340	1800
200/50-10		6.50F-10	▼	▼	452	200	2870	2470	1900
23x9-10	225/75-10	6.50F-10	▼	▼	578	202	4000	3445	2650
7.00-12		5.00S-12	▼	▼	653	179	3380	2920	2240
23x10-12	250/60-12	8.00G-12	▼	▼	575	242	4380	3770	2900
27x10-12	250/75-12	8.00G-12	▼	▼	674	243	4530	3900	3000
7.00-15*	29x8-15	5.5-15	▼	▼	724	196	4115	3545	2725
7.00-15*	29x8-15	6.0-15	●	●	724	196	4115	3545	2725
7.50-15*		6.5-15	▼	▼	747	210	4530	3900	3000
8.25-15		6.5-15	▼	▼	812	211	5510	4750	3650
28x9-15	225/75-15 (8.15-15)	7.0-15	▼	▼	689	224	4530	3900	3000
250-15	250/70-15	7.0-15	▼	▼	709	244	5510	4745	3650
250-15	250/70-15	7.5-15	▼	▼	709	244	5510	4745	3650
300-15	315/70-15	8.0-15	▼	▼	810	258	6795	5850	4500
355/45-15*	28x12.5-15	9.75-15	▼	▼	683	294	6610	5690	4375
355/50-15*		9.75-15	▼	▼	712	296	6610	5690	4375
355/65-15*	32x12.5-15 (350-15)	9.75-15	▼	▼	817	295	9060	7800	6000
10.00-20**	290/95-20	7.0-20	●	●	1035	263	7550	6000	5000
10.00-20**	290/95-20	7.5-20	●	●	1035	263	7550	6000	5000
10.00-20**	290/95-20	8.0-20	●	●	1035	263	7550	6000	5000
12.00-20**	330/95-20	8.0-20	●	●	1091	284	9515	7560	6300
12.00-20**	330/95-20	8.5-20	●	●	1091	284	9515	7560	6300

\*released in Q3-2021

\*\*released in Q1-2022



Trelleborg is a world leader in engineered polymer solutions that seal, damp and protect critical applications in demanding environments. Our innovative engineered solutions accelerate performance for customers in a sustainable way. The Trelleborg Group has local presence in over 50 countries around the world.

Follow us



**Discover our virtual showroom**  
[virtualshowroom-wheels.trelleborg.com](http://virtualshowroom-wheels.trelleborg.com)



Trelleborg Wheel Systems Italia S.p.A.  
Via Nazionale Tiburtina, 143 - 00010 Villa Adriana (RM) Italy  
Phone: +39 0774 384701 - Fax: +39 0774 384702  
[www.trelleborg.com/wheels](http://www.trelleborg.com/wheels)