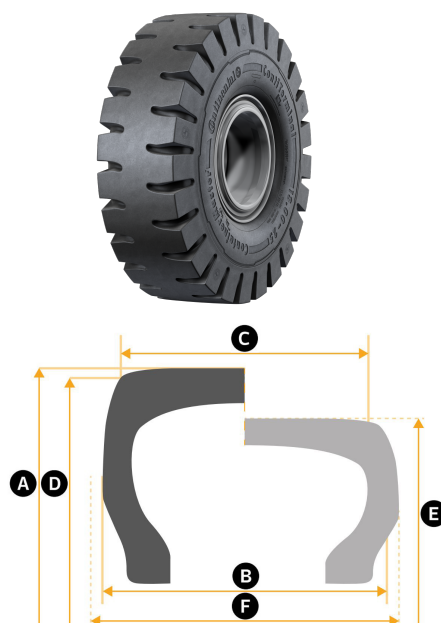


ContainerMaster

18.00 - 33 | TL

Tread	E4
Ply Rating	040
Load / Speed Index	214 A5
Application 1	Industrial
Tire type	TL

Flap	Tubeless
Art. No.	
Tube	Tubeless
Art. No.	
Valve	Tubeless
Art. No.	
O-Ring	OR 333T
Art. No.	12960360000



Tire dimensions

Continental Values													
A	Overall diameter	[mm]	1880	±1%	Tread depth	[mm]	65.0		E	Static loaded radius*	[mm]	870	±1%
B	Overall width	[mm]	525	±1%	Weight (approximate)	[kg]	501		F	Static loaded width*	[mm]	-	±1%
C	Tread width	[mm]	443	±1%	Fill volume	[dm³]				Rolling circumference*	[mm]	-	±1%
D	Tread edge diameter	[mm]	1850	±1%	Minimum dual spacing	[mm]	598			TKPH / TMPH			
										Max distance per hour	[km]		

*at reference load

Tire load capacity¹

Art. No.	Load Index LI/SSY	Infl.-press [bar]	Other vehicles at max. speed ²⁾				Fork Lift Trucks			
			Station-ary	[km/h]			max. 25 km/h ³⁾		max. 35 km/h ³⁾	
				10	25	35	Load wheel	Steer wheel	Load wheel	Steer wheel
12151400000	214 A5	10	31800	27600	21200	19600	27600	21200	26500	19600

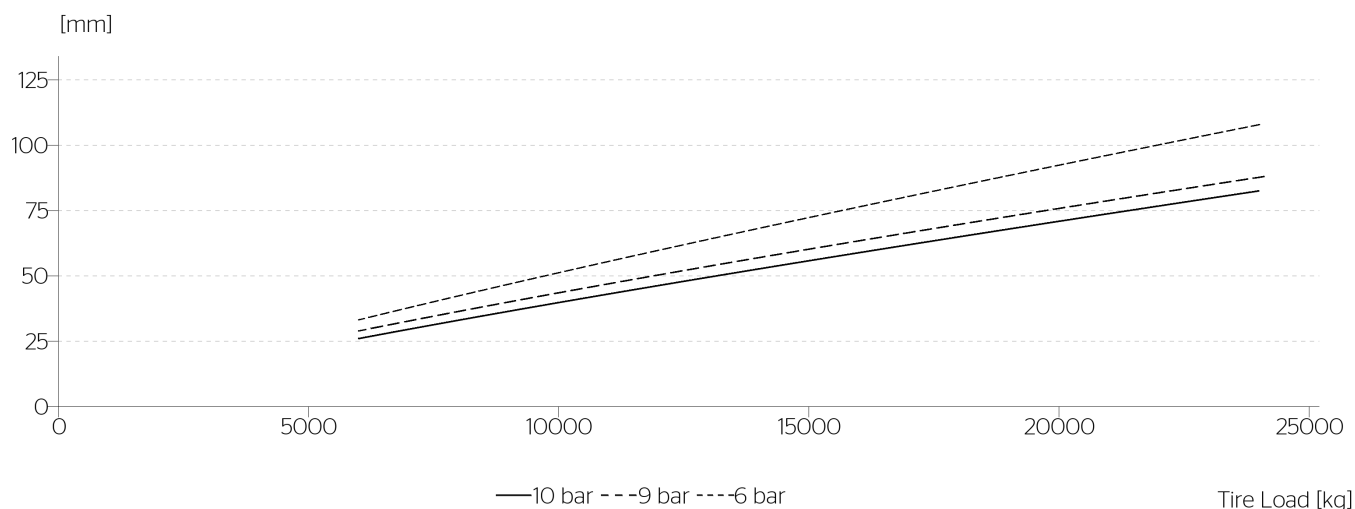
Notes

¹⁾ According to ETRTO

²⁾ Other vehicles: platform trucks, trailers, tractive units, straddle carriers, fork lifts without counterweight, terminal tractors etc.

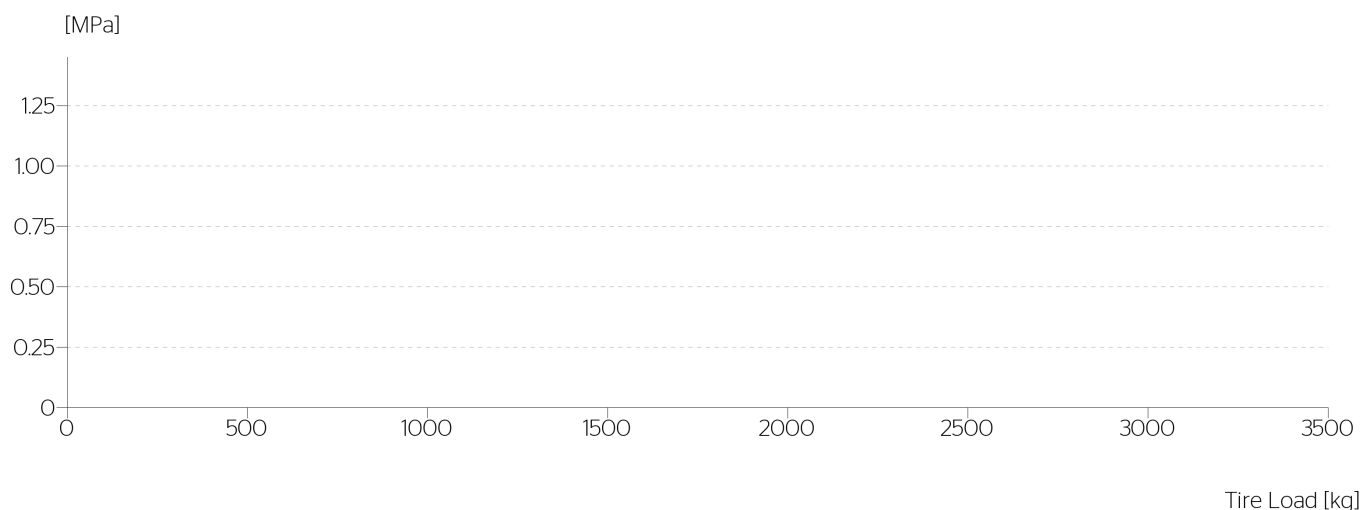
³⁾ For tire used with straddle carriers and straddle fork lifts with max. speed 25 km/h and 35 km/h the load capacities of steered wheels on fork lifts have to be used

Deflection



$$\text{Ground Contact Area [cm}^2\text{]} = \frac{\text{Tire Load [kg]}}{\text{Ground Press. [MPa]} \times 10}$$

Ground Pressure



Please note permissible load and pressure